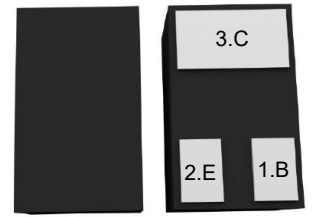


Features

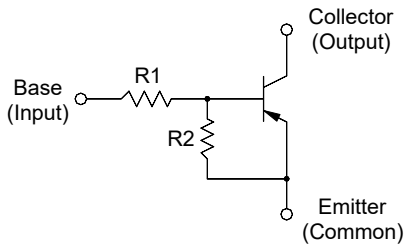
- With built-in bias resistors
- Simplify circuit design
- Reduce a quantity of parts and manufacturing process

DFN1x0.6-3L



1.Base 2.Emmitter 3.Collector

Equivalent Circuit



Resistor Values/Marking Code

Type	R1 (KΩ)	R2 (KΩ)	Marking Code
DTA124XDC	22	47	8H

Absolute Maximum Ratings (T_A=25°C)

Parameter	Symbol	Value	Unit
Output Voltage	-V _O	50	V
Input Voltage	-V _I	40,-7	V
Output Current	-I _O	100	mA
Maximum Power Dissipation	P _D	200	mW
Junction Temperature	T _J	150	°C
Storage Temperature Range	T _{STG}	-55 to +150	°C

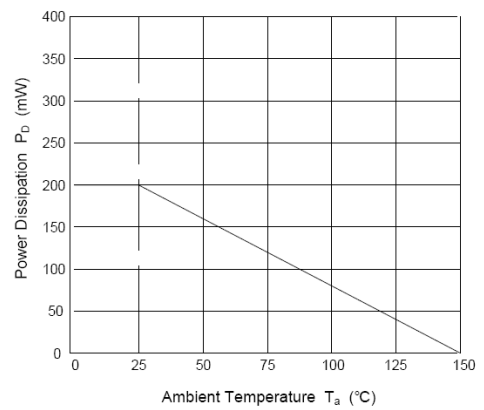
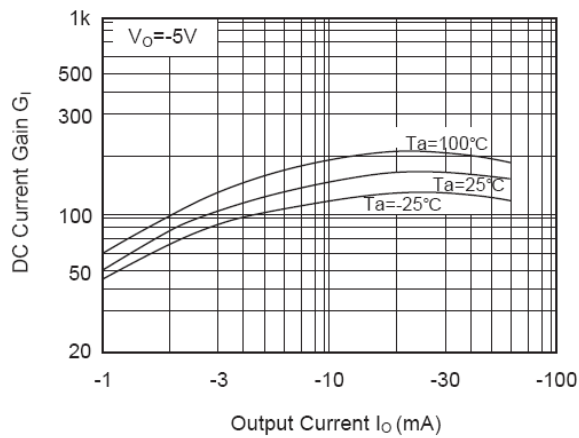
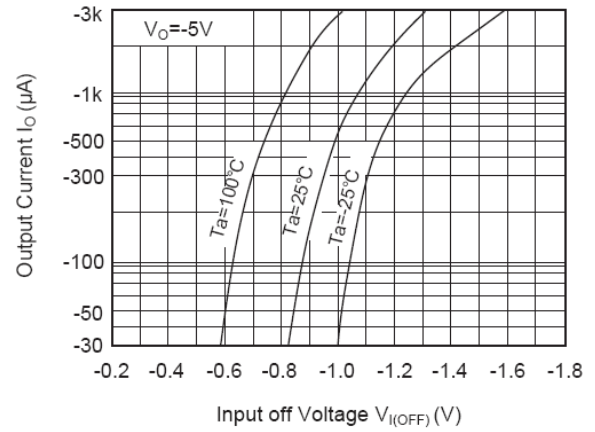
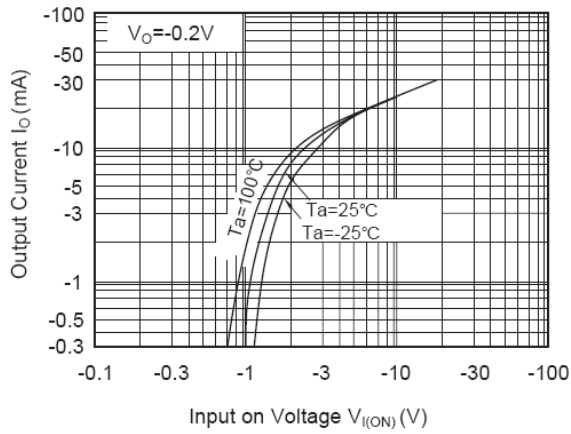


Electrical Characteristics (T_A=25°C)

Parameter	Symbol	Min.	Typ.	Max.	Unit
DC Current Gain at V _O = -5 V, I _O = -10 mA	G _I	80	--	--	--
Output Cutoff Current at V _O = -50 V	-I _{O(OFF)}	--	--	500	nA
Input Current at V _I = -5 V	-I _I	--	--	0.36	mA
Output Voltage (ON) at I _O = -10 mA, I _I = -0.5 mA	-V _{O(ON)}	--	--	0.3	V
Input Voltage (ON) at V _O = -0.2 V, I _O = -5 mA	-V _{I(ON)}	--	--	2.6	V
Input Voltage (OFF) at V _O = -5 V, I _O = -0.1 mA	-V _{I(OFF)}	0.6	--	--	V
Transition Frequency at V _O = -10 V, I _O = -5 mA	f _T	--	200	--	MHz



Typical Characteristic Curves

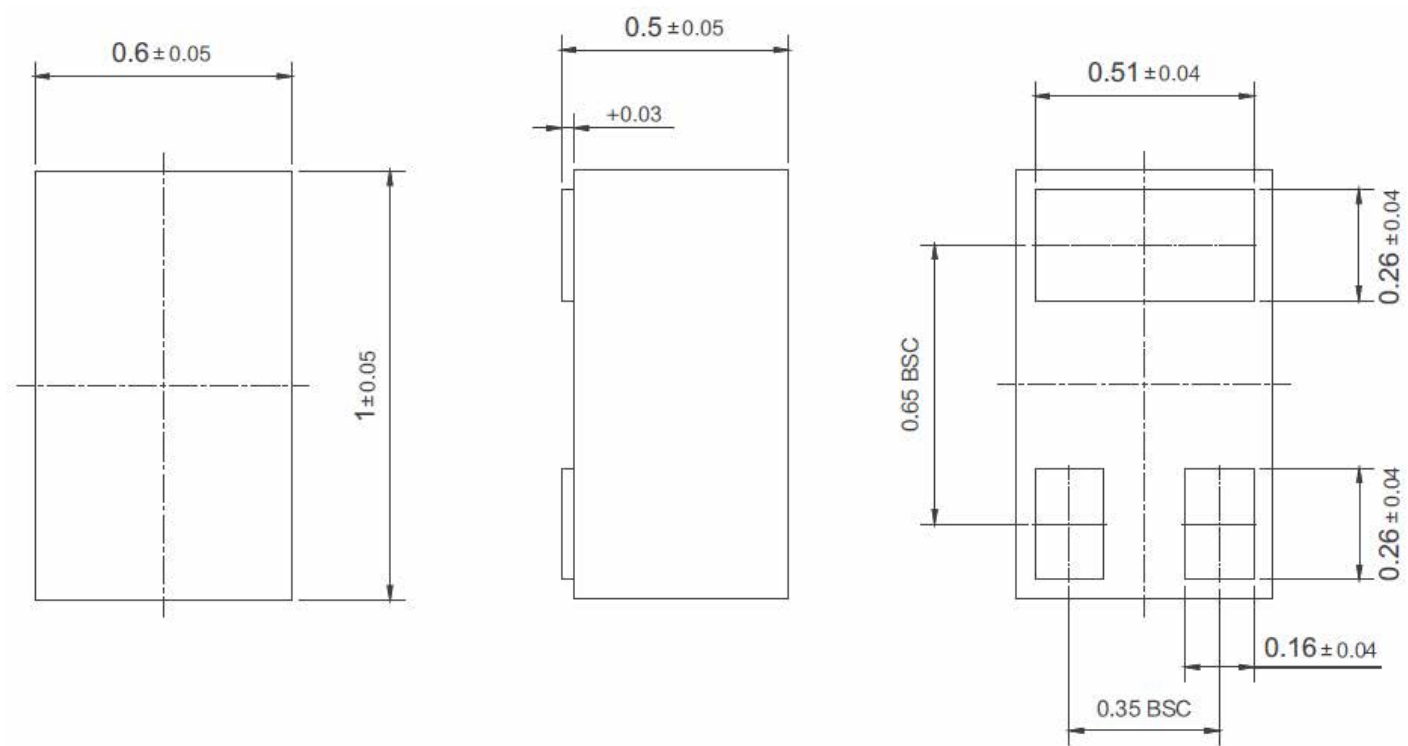




Package Outline

DFN1x0.6-3L-0009

Dimensions in mm



Ordering Information

Device	Package	Shipping
DTA124XDC	DFN1x0.6-3L	3,000PCS/Reel&7inches