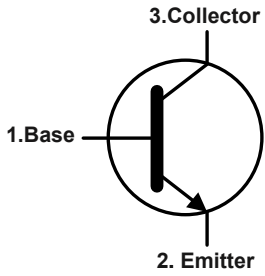


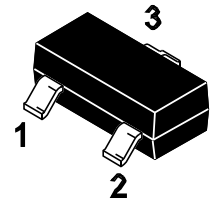
Features

- For Switching and AF Amplifier Applications.

Equivalent Circuit



SOT-23



1.Base 2.Emitter 3.Collector

Marking Code:

MMBTSC1623-L4:L4.

MMBTSC1623-L5:L5.

MMBTSC1623-L6:L6.

MMBTSC1623-L7:L7.

Absolute Maximum Ratings

Ratings at 25°C ambient temperature unless otherwise specified.

Parameter	Symbol	Value	Unit
Collector Base Voltage	V_{CB0}	60	V
Collector Emitter Voltage	V_{CEO}	50	V
Emitter Base Voltage	V_{EBO}	5	V
Collector Current	I_c	100	mA
Maximum Power Dissipation	P_D	200	mW
Junction Temperature	T_J	150	°C
Storage Temperature Range	T_{STG}	-55 to +150	°C

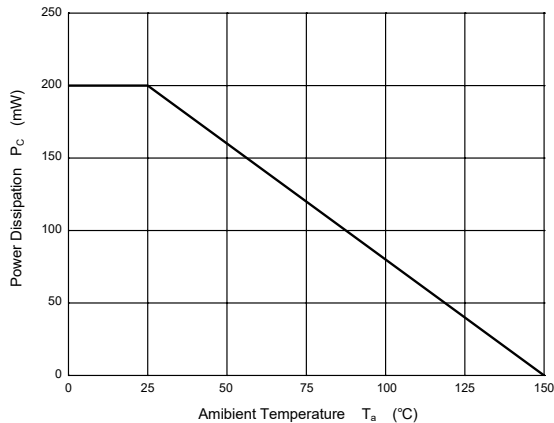
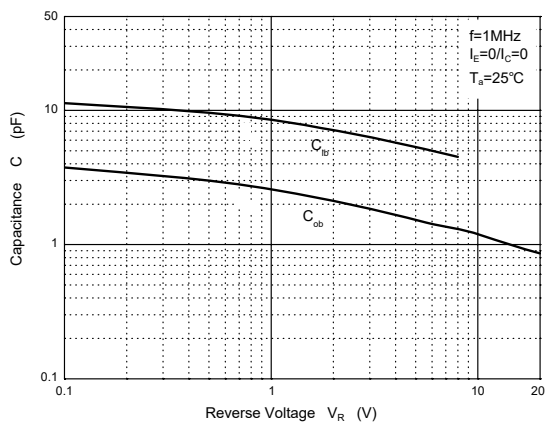
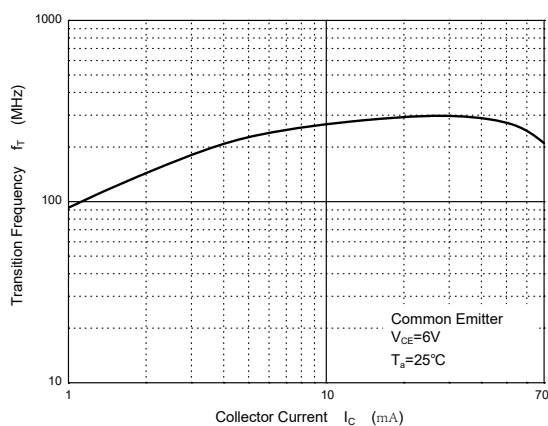
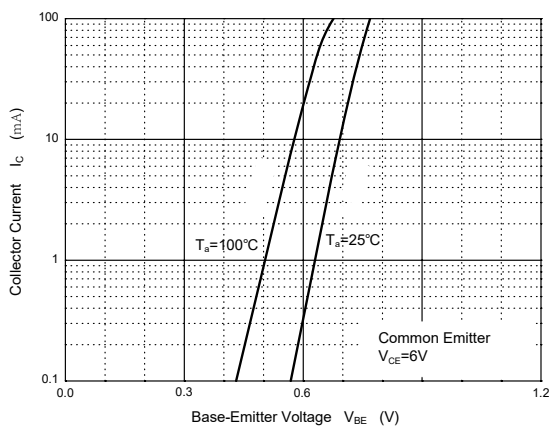
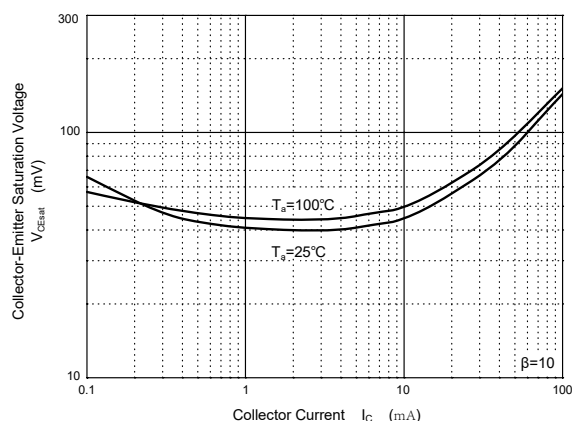
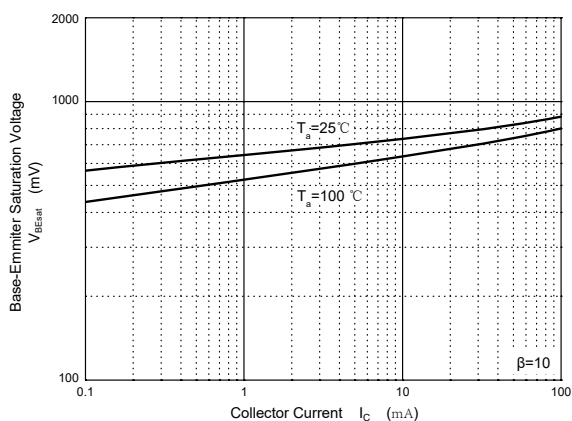
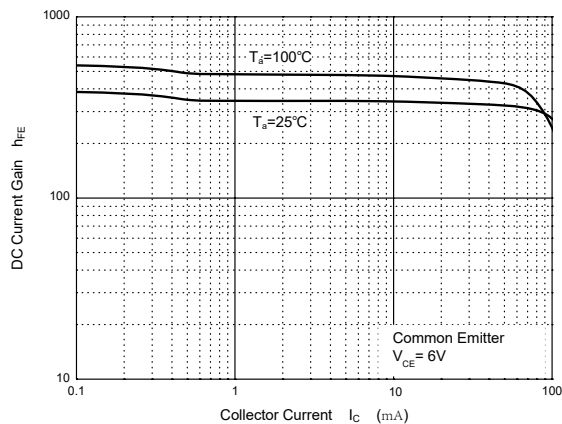
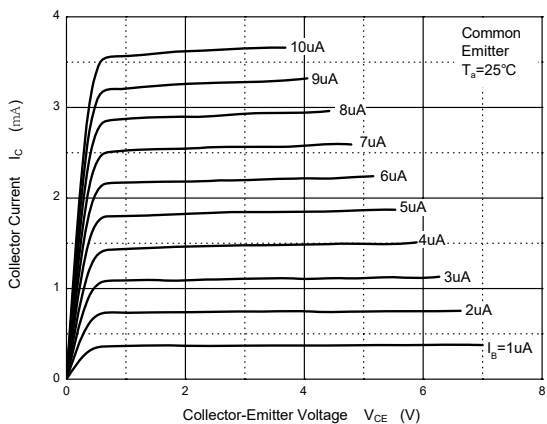


Electrical Characteristics (T_A=25°C)

Parameter	Symbol	Min.	Typ.	Max.	Unit
DC Current Gain at V _{CE} = 6 V, I _C = 1 mA	H _{FE}	90	--	180	--
Gain Group L4		135	--	270	
L5		200	--	400	
L6		300	--	600	
L7					
Collector Base Cutoff Current at V _{CB} = 60 V	I _{CBO}	--	--	0.1	μA
Emitter Base Cutoff Current at V _{EB} = 5 V	I _{EBO}	--	--	0.1	μA
Collector Base Breakdown Voltage at I _C = 100 μA	V _{(BR)CBO}	60	--	--	V
Collector Emitter Breakdown Voltage at I _C = 1 mA	V _{(BR)CEO}	50	--	--	V
Emitter Base Breakdown Voltage at I _E = 100 μA	V _{(BR)EBO}	5	--	--	V
Collector Emitter Saturation Voltage at I _C = 100 mA, I _B = 10 mA	V _{CE(sat)}	--	--	0.3	V
Base Emitter Saturation Voltage at I _C = 100 mA, I _B = 10 mA	V _{BE(sat)}	--	--	1	V
Transition Frequency at V _{CE} = 6 V, I _C = 10 mA	F _T	--	250	--	MHz



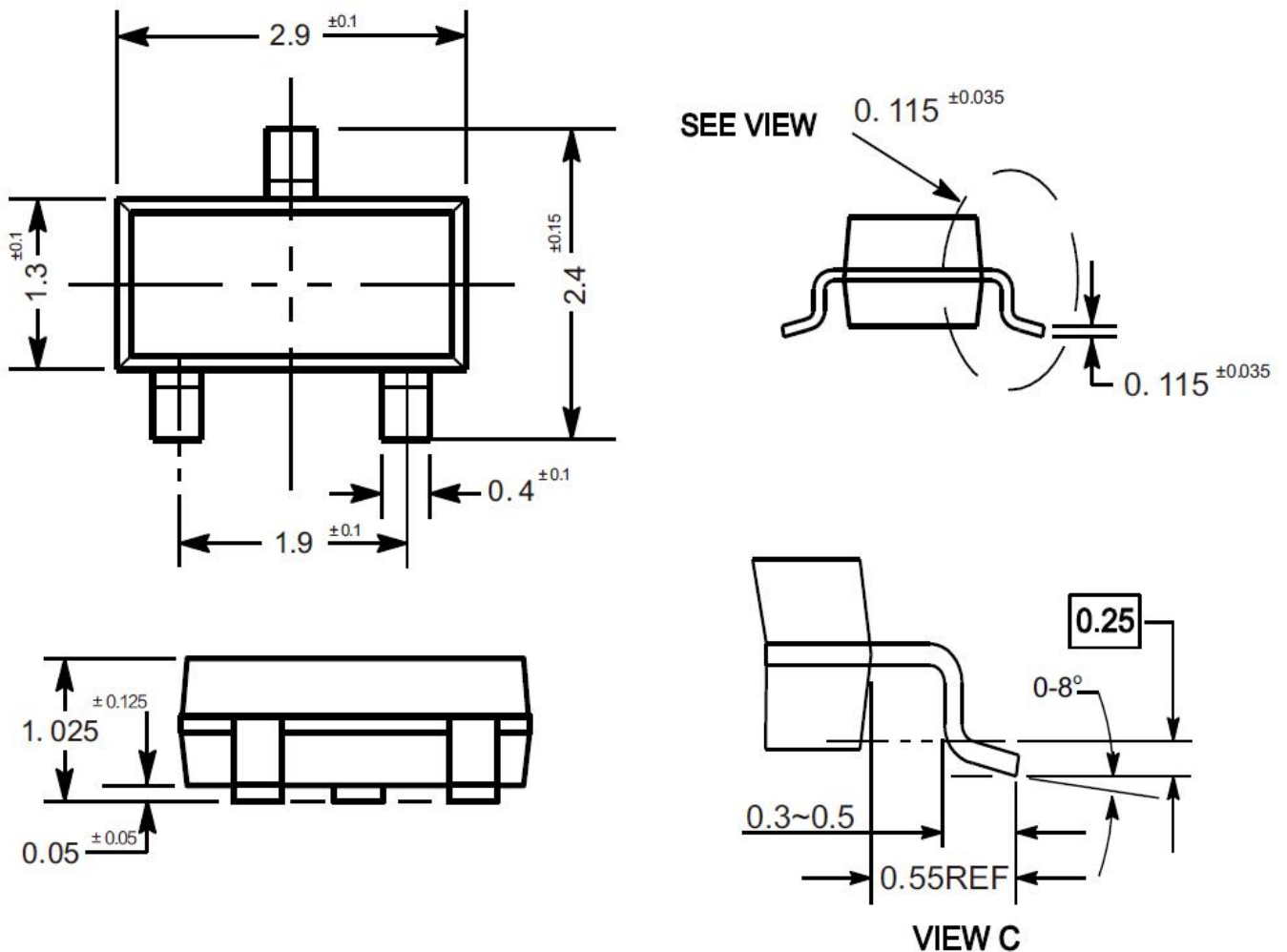
Typical Characteristic Curves



Package Outline

SOT-23

Dimensions in mm

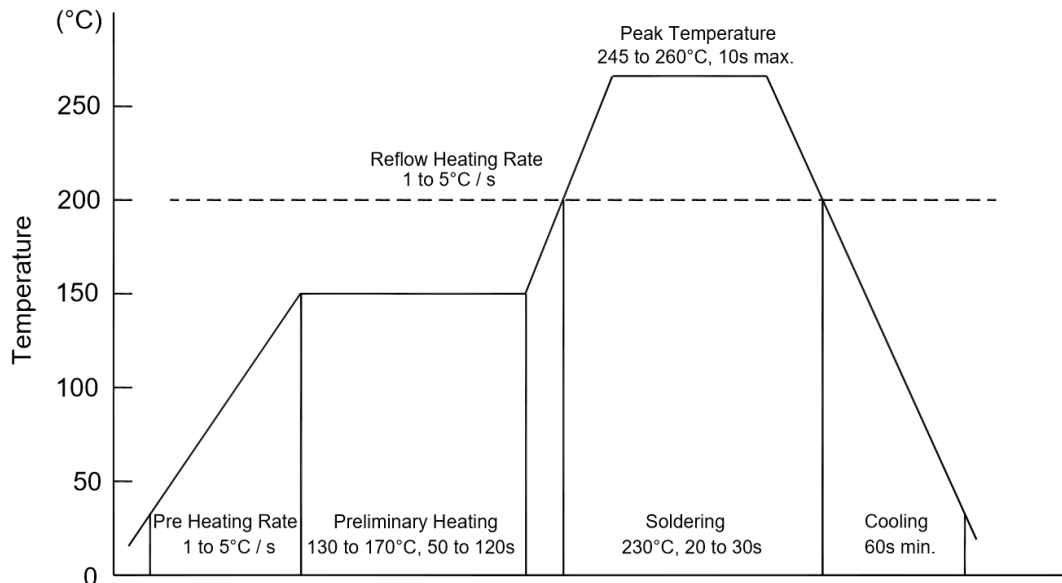


Ordering Information

Device	Package	Shipping
MMBTSC1623	SOT-23	3,000PCS/Reel&7inches

Conditions of Soldering and Storage

◆ Recommended condition of reflow soldering



Recommended peak temperature is over 245 °C. If peak temperature is below 245 °C, you may adjust the following parameters:

- Time length of peak temperature (longer)
- Time length of soldering (longer)
- Thickness of solder paste (thicker)

◆ Conditions of hand soldering

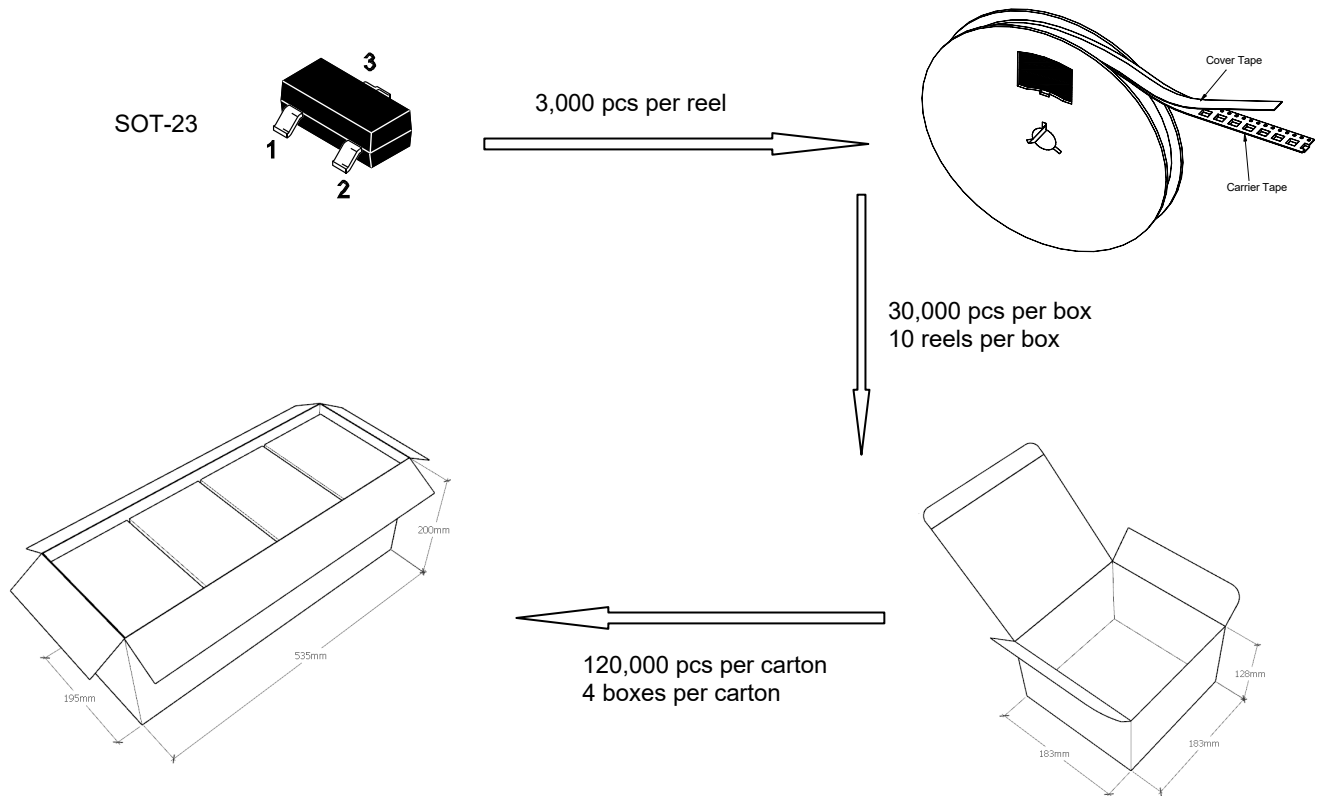
- Temperature: 370 °C
- Time: 3s max.
- Times: one time

◆ Storage conditions

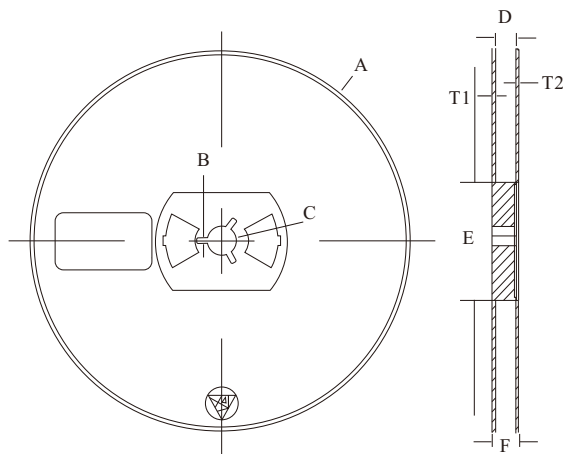
- **Temperature**
5 to 40 °C
- **Humidity**
30 to 80% RH
- **Recommended period**
One year after manufacturing

Package Specifications

- The method of packaging



◆ Embossed tape and reel data



Symbol	Value (unit: mm)
A	Ø 177.8±1
B	2.7±0.2
C	Ø 13.5±0.2
E	Ø 54.5±0.2
F	12.3±0.3
D	9.6+2/-0.3
T1	1.0±0.2
T2	1.2±0.2

Reel (7")

