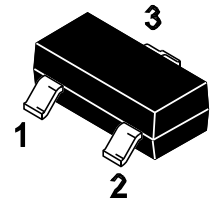


Features

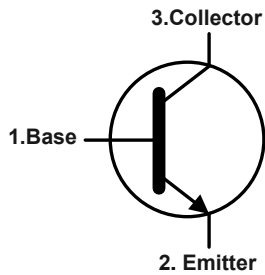
- For Switching and AF Amplifier Applications.

SOT-23



1.Base 2.Emitter 3.Collector

Equivalent Circuit



Marking Code :

MMBTSC5344O : FO

MMBTSC5344Y : FY

Absolute Maximum Ratings

Ratings at 25°C ambient temperature unless otherwise specified.

Parameter	Symbol	Value	Unit
Collector Base Voltage	V_{CB0}	35	V
Collector Emitter Voltage	V_{CEO}	30	V
Emitter Base Voltage	V_{EBO}	5	V
Collector Current	I_c	800	mA
Maximum Power Dissipation	P_D	200	mW
Junction Temperature	T_J	150	°C
Storage Temperature Range	T_{STG}	-55 to +150	°C

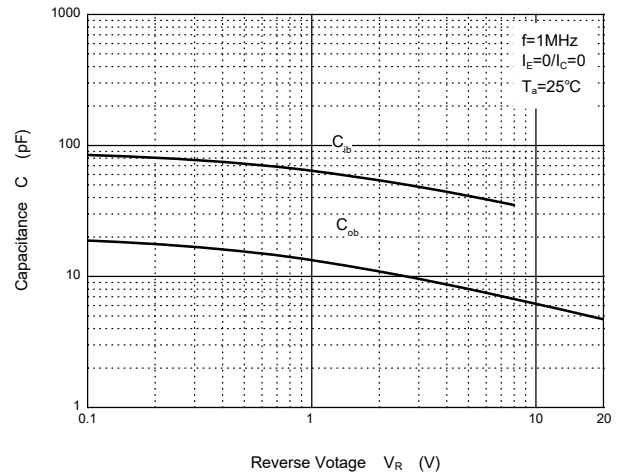
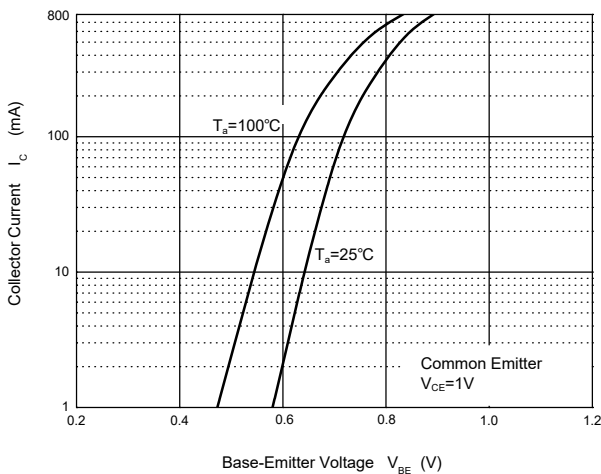
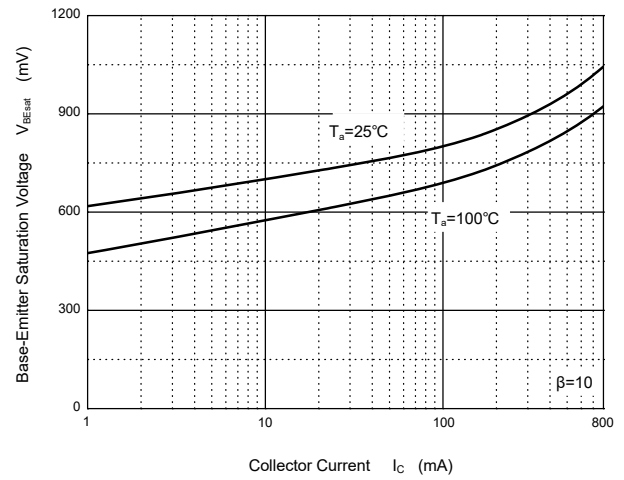
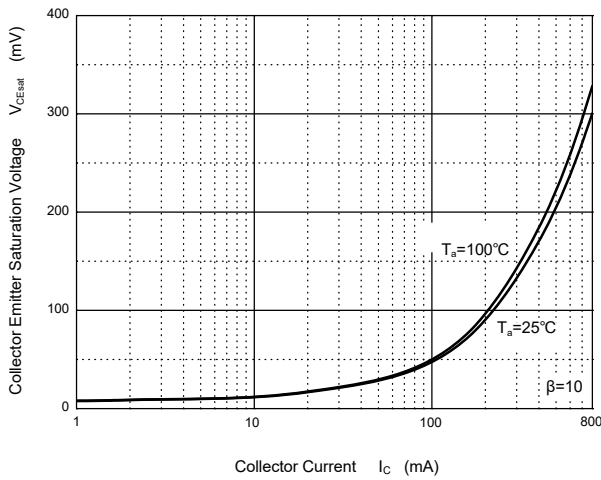
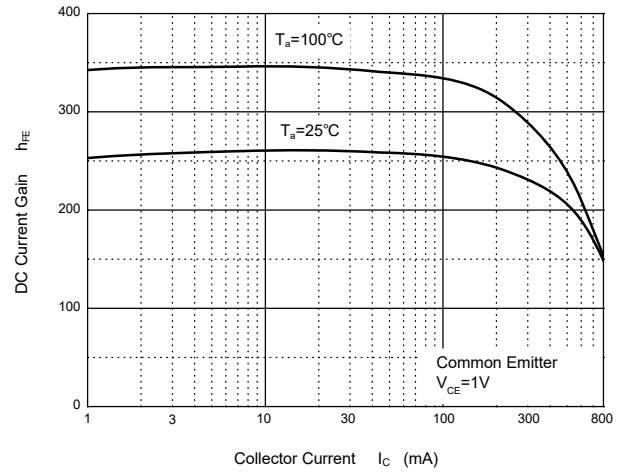
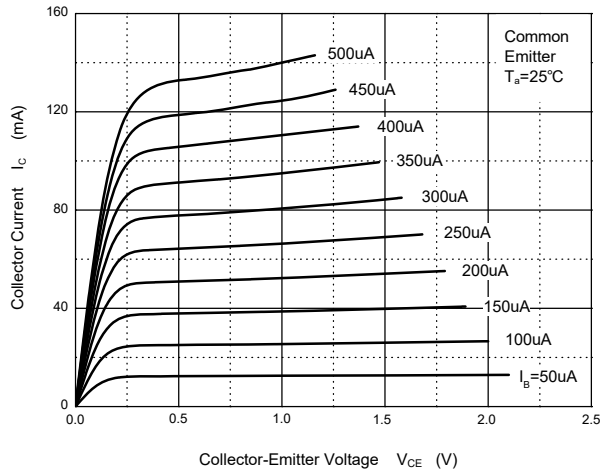


Electrical Characteristics (T_A=25°C)

Parameter	Symbol	Min.	Typ.	Max.	Unit
DC Current Gain at V _{CE} = 1 V, I _C = 100 mA	Gain Group O Y	H _{FE} 100 160	-- --	200 320	--
Collector Base Cutoff Current at V _{CB} = 35V	I _{CBO}	--	--	100	nA
Emitter Base Cutoff Current at V _{EB} = 5 V	I _{EBO}	--	--	100	nA
Collector Base Breakdown Voltage at I _C = 100 μA	V _{(BR)CBO}	35	--	--	V
Collector Emitter Breakdown Voltage at I _C = 10 mA	V _{(BR)CEO}	30	--	--	V
Emitter Base Breakdown Voltage at I _E = 10 μA	V _{(BR)EBO}	5	--	--	V
Collector Emitter Saturation Voltage at I _C = 500 mA, I _B = 50 mA	V _{CE(sat)}	--	--	0.5	V
Base Emitter Saturation Voltage at I _C = 500 mA, I _B = 50 mA	V _{BE(sat)}	--	--	1.2	V
Transition Frequency at V _{CE} = 5 V, I _C = 10 mA	F _T	--	120	--	MHz
Output Capacitance at V _{CB} = 10 V, f = 1 MHz	C _{ob}	--	13	--	pF



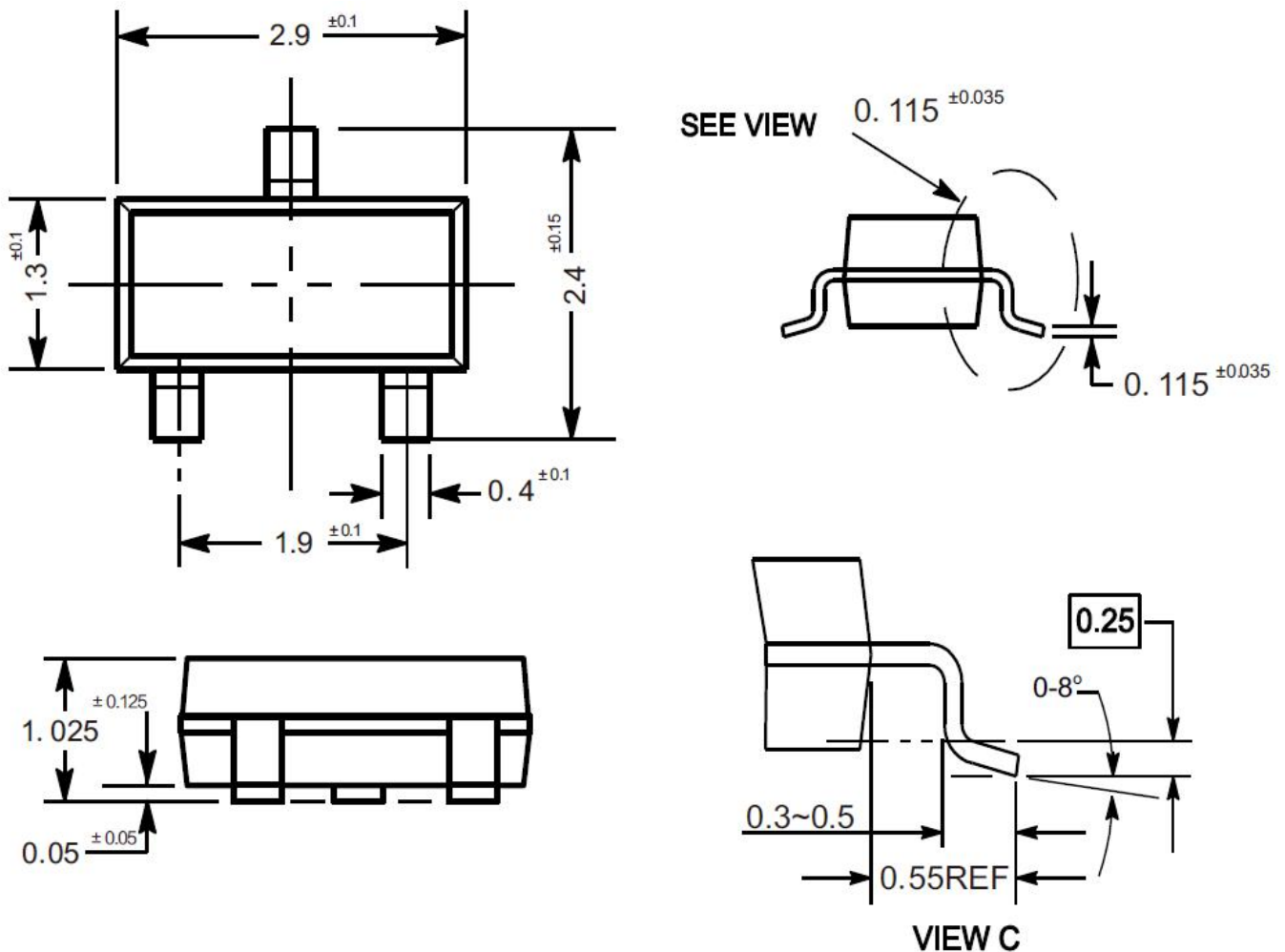
Typical Characteristic Curves



Package Outline

SOT-23

Dimensions in mm

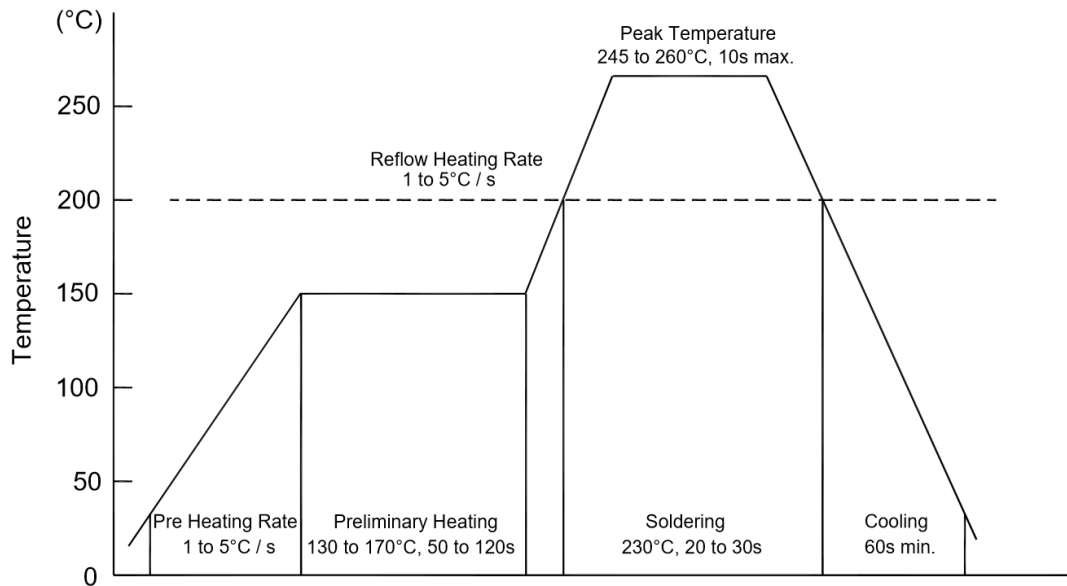


Ordering Information

Device	Package	Shipping
MMBTSC5344	SOT-23	3,000PCS/Reel&7inches

Conditions of Soldering and Storage

◆ Recommended condition of reflow soldering



Recommended peak temperature is over 245 °C. If peak temperature is below 245 °C, you may adjust the following parameters:

- Time length of peak temperature (longer)
- Time length of soldering (longer)
- Thickness of solder paste (thicker)

◆ Conditions of hand soldering

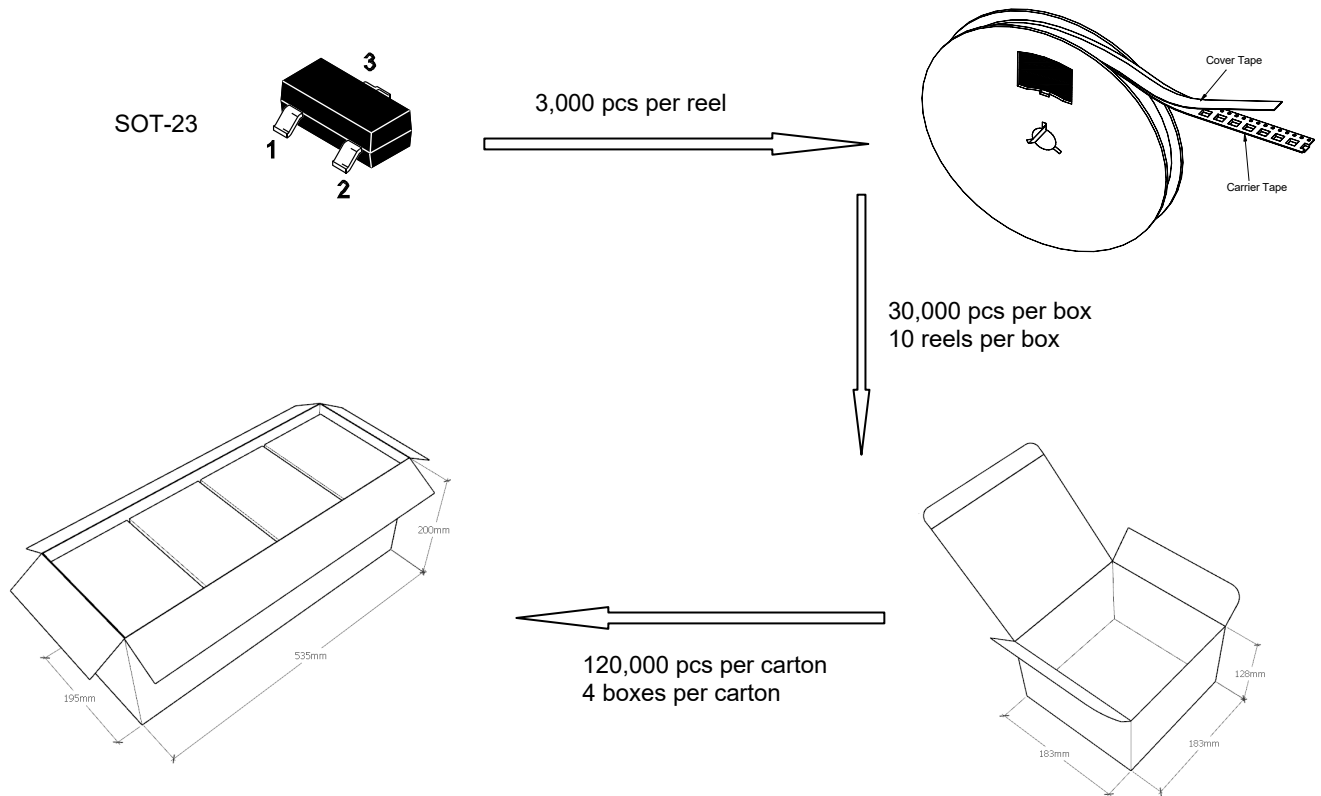
- Temperature: 370 °C
- Time: 3s max.
- Times: one time

◆ Storage conditions

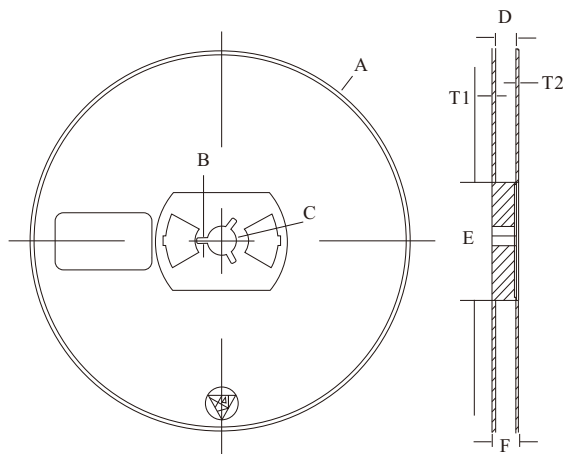
- **Temperature**
5 to 40 °C
- **Humidity**
30 to 80% RH
- **Recommended period**
One year after manufacturing

Package Specifications

- The method of packaging



◆ Embossed tape and reel data



Symbol	Value (unit: mm)
A	$\varnothing 177.8 \pm 1$
B	2.7 ± 0.2
C	$\varnothing 13.5 \pm 0.2$
E	$\varnothing 54.5 \pm 0.2$
F	12.3 ± 0.3
D	$9.6 + 2 / - 0.3$
T1	1.0 ± 0.2
T2	1.2 ± 0.2

Reel (7")

