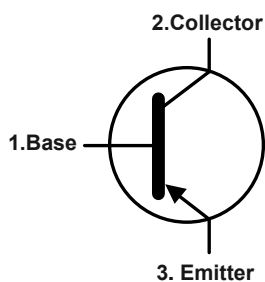


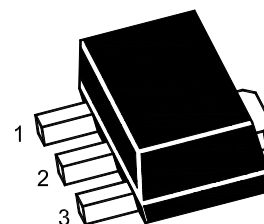
Features

- Ideal for switching and amplifier applications
- Ideally suited for automated assembly processes

Equivalent Circuit



SOT-89



1.Base 2.Collector 3. Emitter

Marking Code : MPSA94

Absolute Maximum Ratings

Ratings at 25°C ambient temperature unless otherwise specified.

Parameter	Symbol	Value	Unit
Collector Base Voltage	$-V_{CBO}$	400	V
Collector Emitter Voltage	$-V_{CEO}$	400	V
Emitter Base Voltage	$-V_{EBO}$	6	V
Collector Current	$-I_C$	300	mA
Maximum Power Dissipation	P_D	625	mW
Junction Temperature	T_J	150	°C
Storage Temperature Range	T_{STG}	-55 to +150	°C

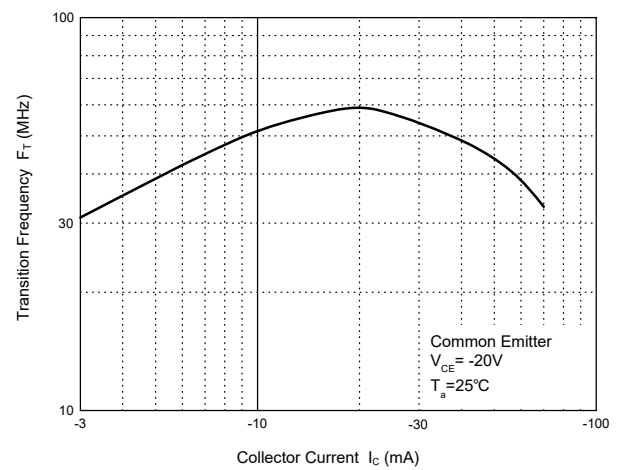
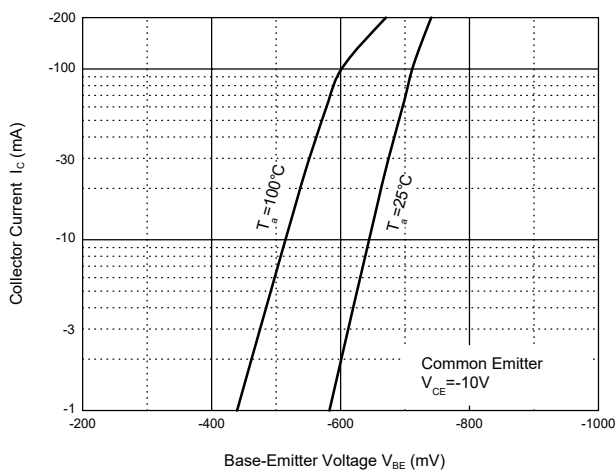
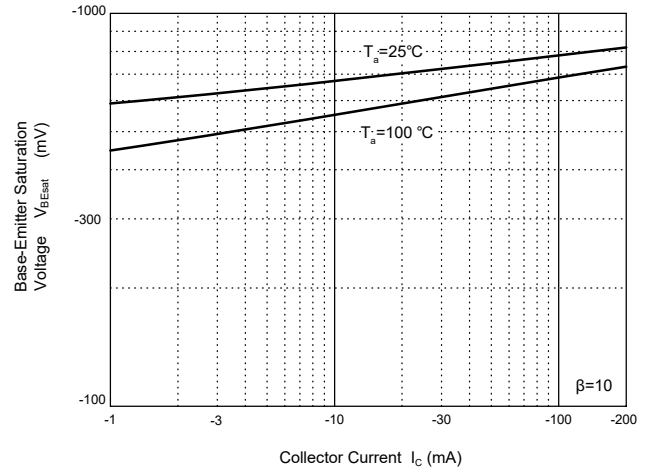
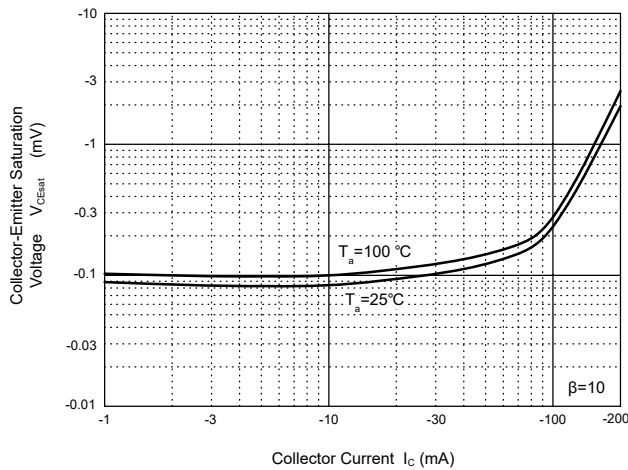
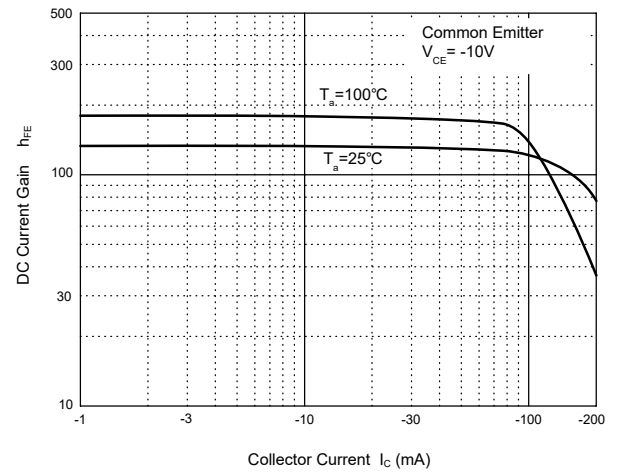
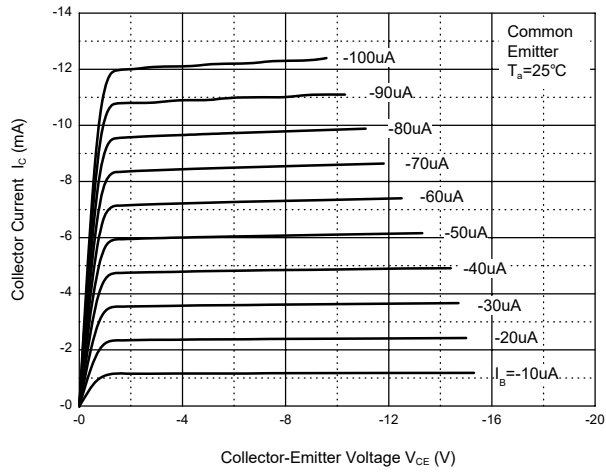


Electrical Characteristics (T_A=25°C)

Parameter	Symbol	Min.	Max.	Unit
DC Current Gain at V _{CE} = -10 V, I _C = -1 mA at V _{CE} = -10 V, I _C = -10 mA at V _{CE} = -10 V, I _C = -50 mA at V _{CE} = -10 V, I _C = -100 mA	H _{FE}	70 80 70 60	-- 300 -- --	--
Collector Base Cutoff Current at V _{CB} = -300 V	-I _{CBO}	--	0.1	μA
Collector Emitter Cutoff Current at V _{CES} = -400 V	-I _{CES}	--	1	μA
Emitter Base Cutoff Current at V _{EB} = -4 V	-I _{EBO}	--	0.1	μA
Collector Base Breakdown Voltage at I _C = -100 μA	-V _{(BR)CBO}	400	--	V
Collector Emitter Breakdown Voltage at I _C = -1 mA	-V _{(BR)CEO}	400	--	V
Emitter Base Breakdown Voltage at I _E = -100 μA	-V _{(BR)EBO}	6	--	V
Collector Emitter Saturation Voltage at I _C = -10 mA, I _B = -1 mA at I _C = -50 mA, I _B = -5 mA	-V _{CE(sat)}	-- --	0.2 0.5	V
Base Emitter Saturation Voltage at I _C = -10 mA, I _B = -1 mA	-V _{BE(sat)}	--	0.75	V
Output Capacitance at V _{CB} = -20 V, f = 1 MHz	C _{ob}	--	7	pF



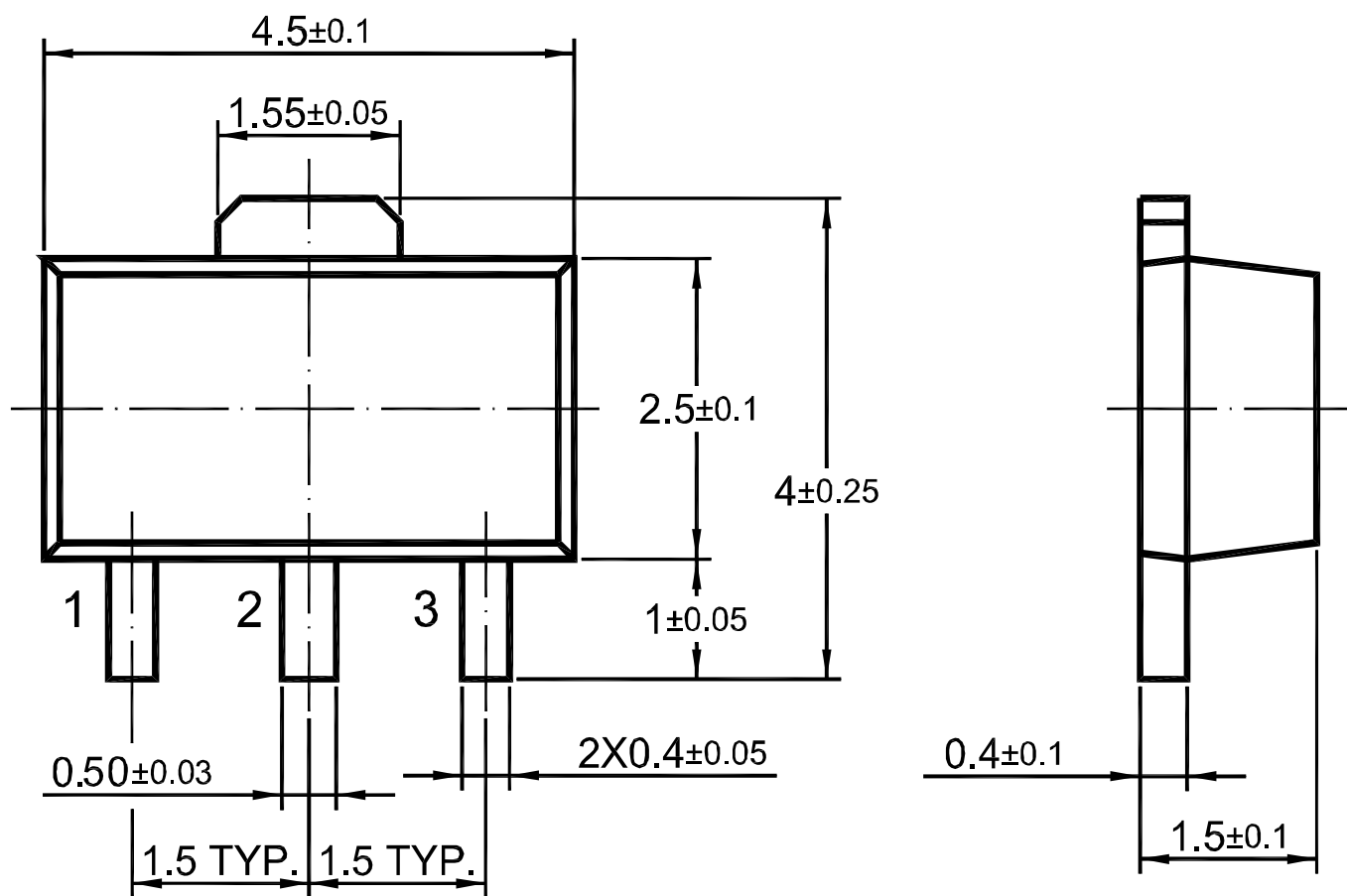
Typical Characteristic Curves



Package Outline

SOT-89

Dimensions in mm

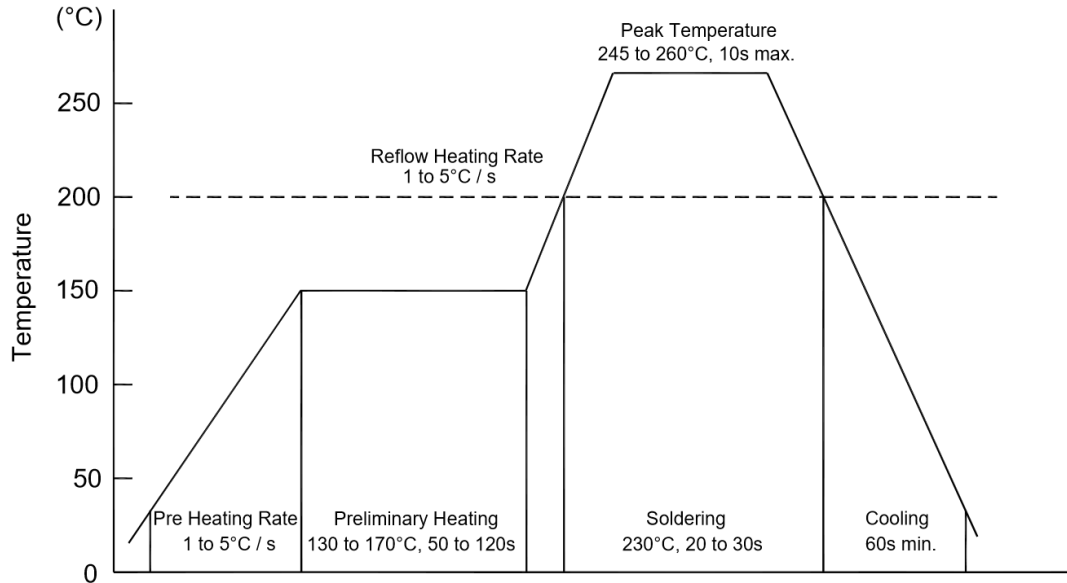


Ordering Information

Device	Package	Shipping
MPSA94SQ	SOT-89	1,000PCS/Reel&7inches
		3,000PCS/Reel&13inches

Conditions of Soldering and Storage

◆ Recommended condition of reflow soldering



Recommended peak temperature is over 245 °C. If peak temperature is below 245 °C, you may adjust the following parameters:

- Time length of peak temperature (longer)
- Time length of soldering (longer)
- Thickness of solder paste (thicker)

◆ Conditions of hand soldering

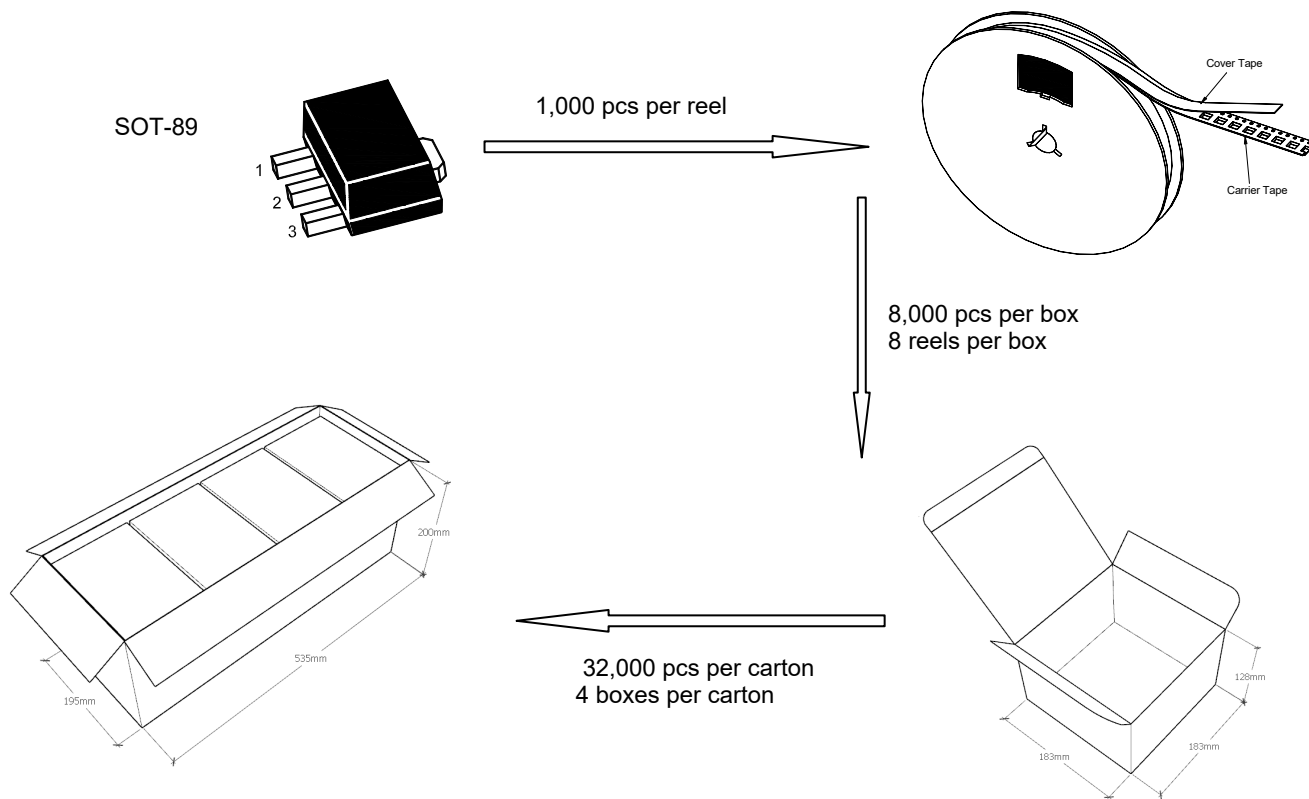
- Temperature: 370 °C
- Time: 3s max.
- Times: one time

◆ Storage conditions

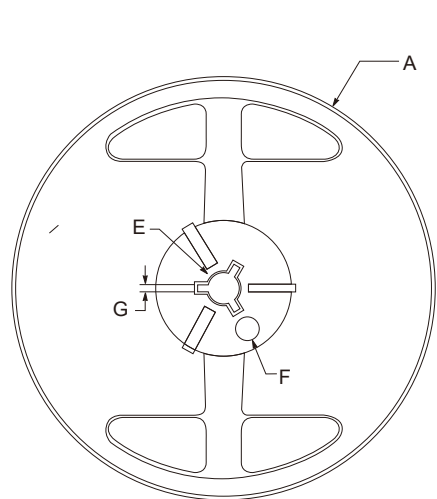
- **Temperature**
5 to 40 °C
- **Humidity**
30 to 80% RH
- **Recommended period**
One year after manufacturing

Package Specifications

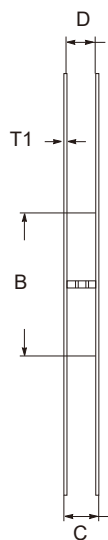
- The method of packaging (1,000PCS/Reel&7inches)



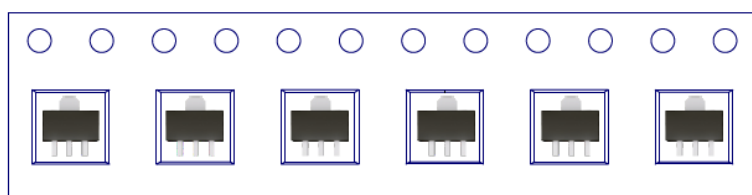
◆ Embossed tape and reel data



Reel (7")

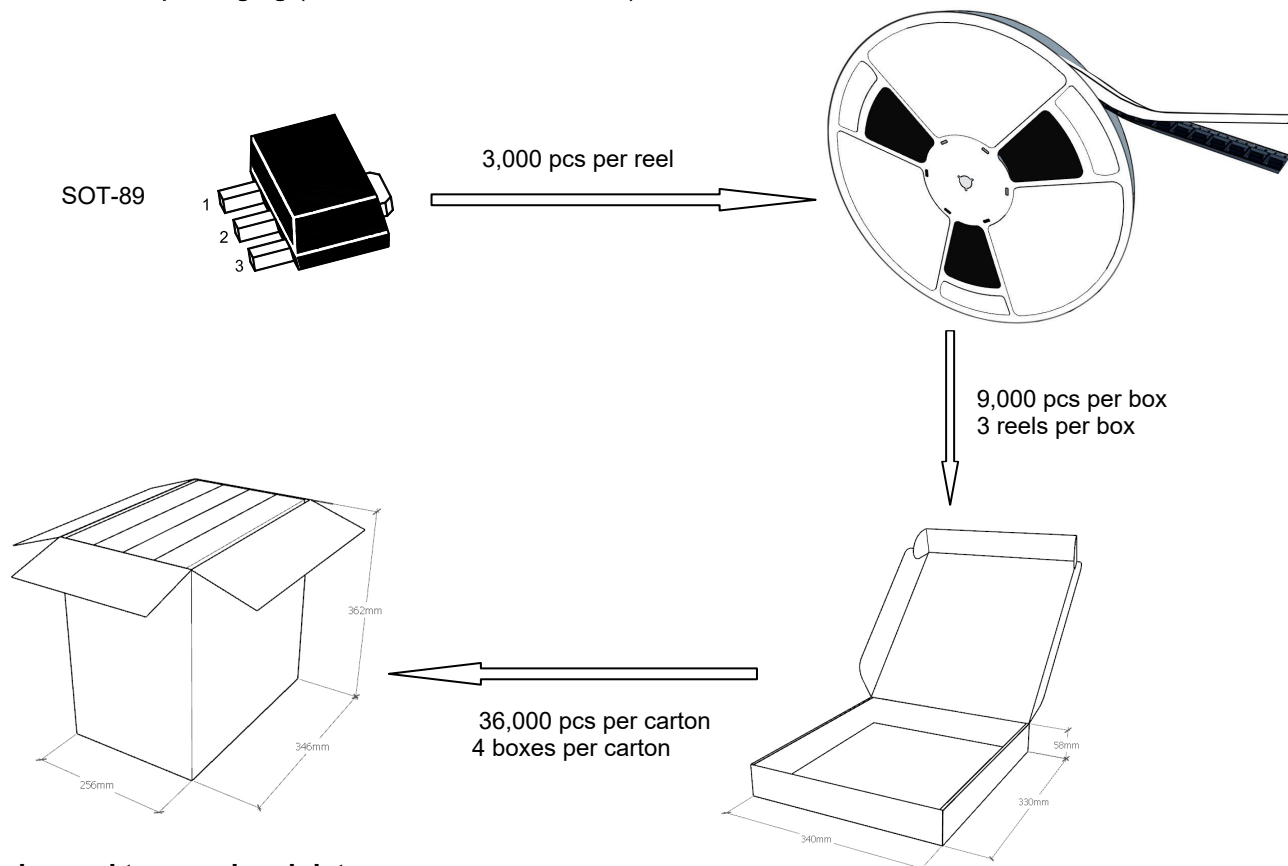


symbol	Value(unit:mm)
A	$\Phi 179 \pm 1$
B	60.5 ± 0.2
C	15.3 ± 0.3
D	$12.5 \sim 13.7$
E	$\Phi 13.5 \pm 0.2$
F	$\Phi 10.0 \pm 0.2$
G	2.7 ± 0.2
T1	1.0 ± 0.2

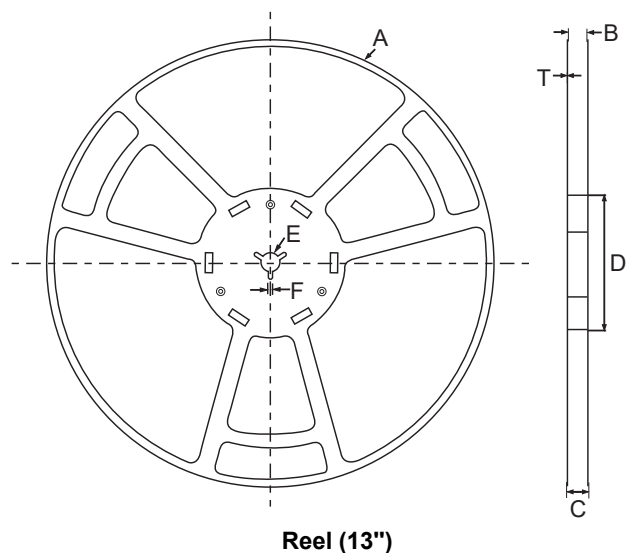


Package Specifications

- The method of packaging (3,000PCS/Reel&13inches)



◆ Embossed tape and reel data



symbol	Value(unit:mm)
A	$\Phi 330 \pm 1$
B	12.7 ± 0.5
C	16.5 ± 0.3
D	$\Phi 99.5 \pm 0.5$
E	$\Phi 13.6 \pm 0.3$
F	2.8 ± 0.3
T1	1.9 ± 0.2

