

Features

- Guard ring protection
- Low forward voltage drop
- For use in low voltage, high frequency inverte
- High surge current capabilit

SOD-323FL



1.Cathode 2.Anode

Marking Code : SM

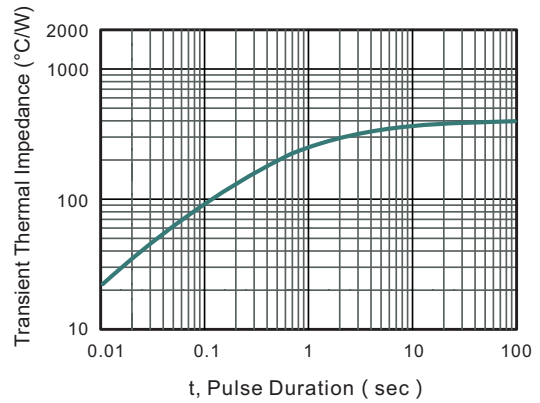
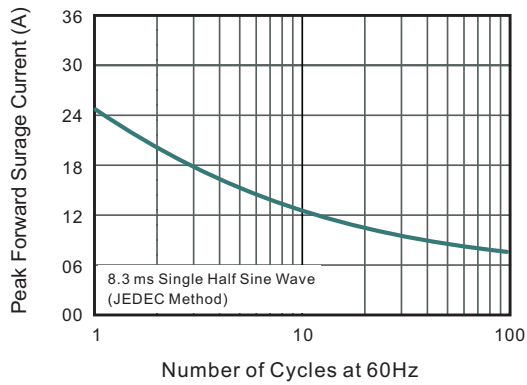
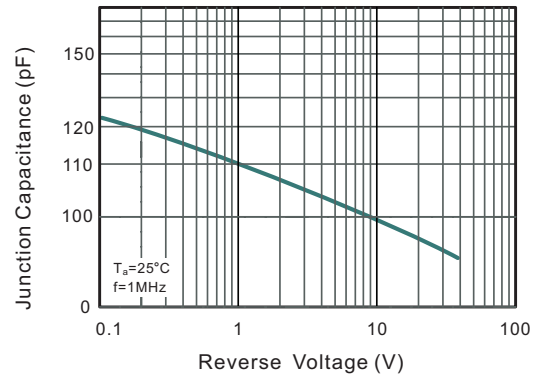
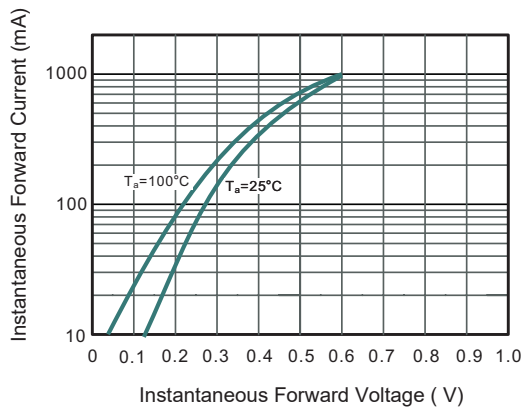
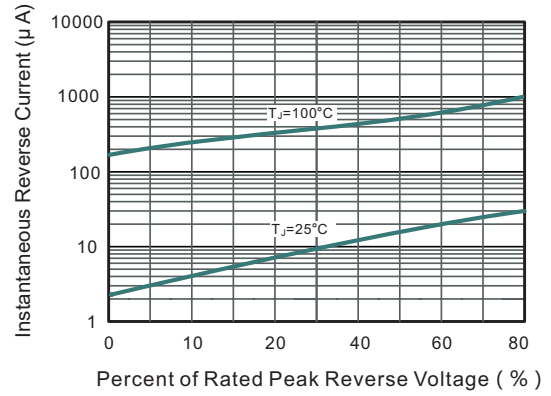
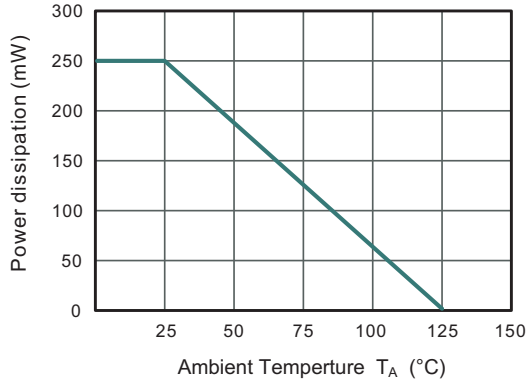
Maximum Ratings and Electrical Characteristics

Ratings at 25°C ambient temperature unless otherwise specified.

Parameter	Symbols	SB16WSFL	Unit
Maximum Repetitive Peak Reverse Voltage	V_{RRM}	60	V
Maximum RMS Voltage	V_{RMS}	42	V
Maximum DC Blocking Voltage	V_{DC}	60	V
Maximum Average Forward Rectified Current	$I_{F(AV)}$	1	A
Peak Forward Surge Current, 8.3ms Single Half Sine-Wave Superimposed On Rated Load (JEDEC)	I_{FSM}	25	A
Maximum Instantaneous Forward Voltage at 1 A	V_F	0.7	V
Maximum Instantaneous Reverse Current Rated DC Reverse Voltage at $V_R=60V$	I_R	0.1	mA
Total Capacitance at $V_R=4V, f=1MHz$	C_T	120	pF
Maximum Power Dissipation	P_D	250	mW
Thermal Resistance, Junction to Ambient Air	$R_{\theta JA}$	400	°C/W
Junction Temperature	T_J	125	°C
Storage Temperature Range	T_{STG}	-55 to +150	°C



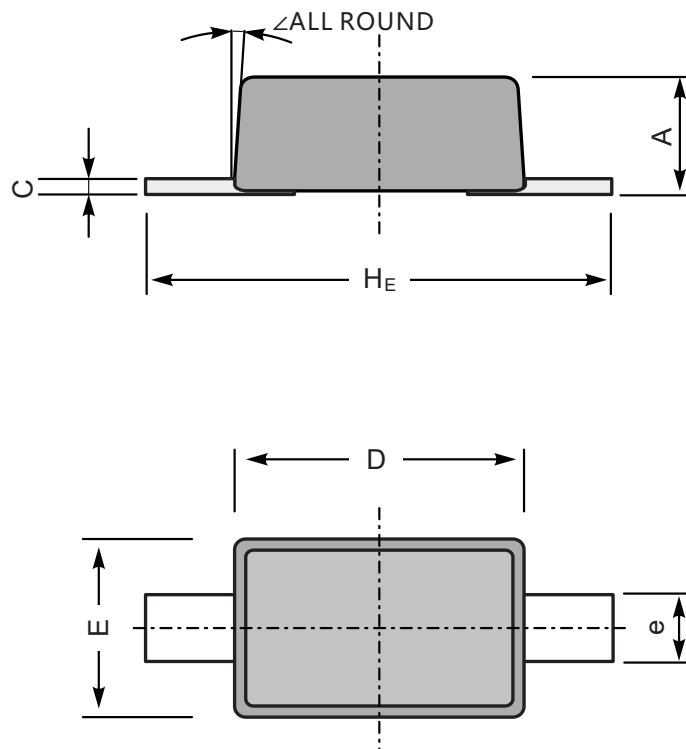
Typical Characteristic Curves



Package Outline

SOD-323FL

Dimensions in mm



UNIT		A	C	D	E	e	H _E	∠
mm	max	1.0	0.25	1.8	1.35	0.4	2.7	8°
	min	0.8	0.05	1.6	1.15	0.25	2.3	
mil	max	39	9.8	71	53	18	106	
	min	31	2.0	63	45	10	91	