




SD103AWA~SD103CWA

Schottky Barrier Diodes

Features

- Low Capacitance
- Low Forward Voltage Drop

SOD-123W



1.Cathode —  — 2.Anode

Marking Code:

SD103AWA: S4

SD103BWA: S5

SD103CWA: S6

Absolute Maximum Ratings at $T_A = 25\text{ }^\circ\text{C}$

Parameter	Symbol	Value	Unit
Maximum Repetitive Peak Reverse Voltage	V_{RRM}	40	V
SD103AWA		30	
SD103BWA		20	
Reverse Voltage	V_R	40	V
SD103AWA		30	
SD103BWA		20	
Average Forward Rectified Current	$I_{F(AV)}$	350	mA
Peak Forward Surge Current 8.3 ms Single Half Sine Wave Superimposed on Rated Load (JEDEC method)	I_{FSM}	2	A
Power Dissipation	P_D	400	mW
Junction Temperature	T_J	125	$^\circ\text{C}$
Storage Temperature Range	T_{STG}	-55 to +150	$^\circ\text{C}$



SD103AWA~SD103CWA

Schottky Barrier Diodes

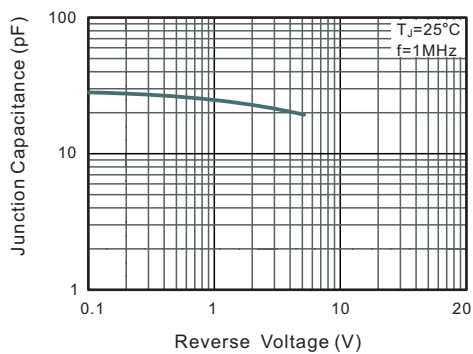
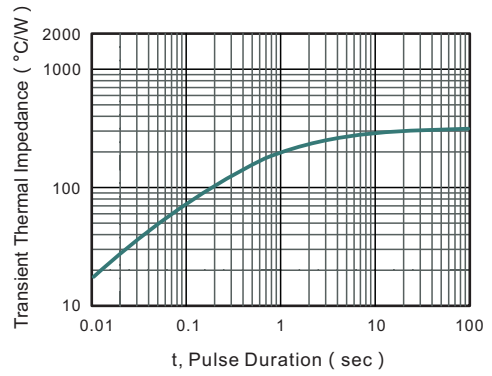
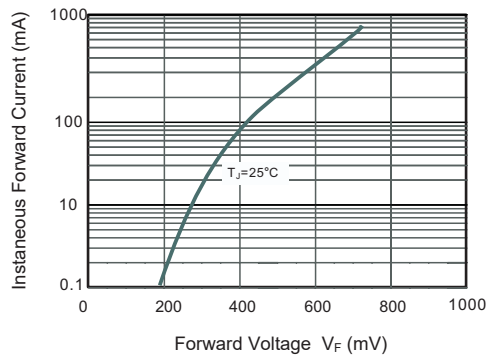
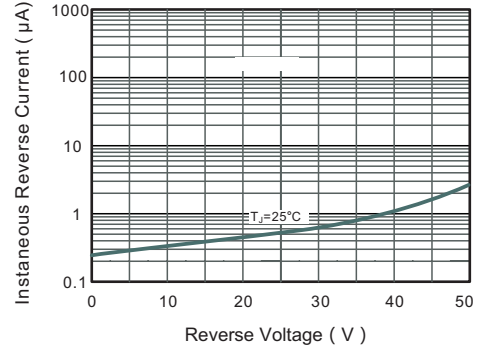
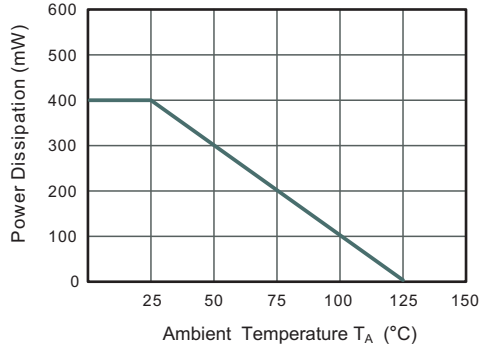
Characteristics at $T_A = 25\text{ }^\circ\text{C}$

Parameter		Symbol	Min.	Typ.	Max.	Unit
Reverse Breakdown Voltage at $I_R = 100\text{ }\mu\text{A}$	SD103AWA	$V_{(BR)R}$	40	--	--	V
	SD103BWA		30	--	--	
	SD103CWA		20	--	--	
Forward Voltage at $I_F = 20\text{ mA}$ at $I_F = 200\text{ mA}$		V_F	--	--	0.37	V
			--	--	0.6	
Reverse Leakage Current at $V_R = 30\text{ V}$ at $V_R = 20\text{ V}$ at $V_R = 10\text{ V}$	SD103AWA	I_R	--	--	5	μA
	SD103BWA		--	--	5	
	SD103CWA		--	--	5	
Total Capacitance at $V_R = 0\text{ V}$, $f = 1\text{ MHz}$		C_T	--	28	--	pF
Reverse Recovery Time at $I_F = I_R = 200\text{ mA}$, $I_{rr} = 0.1 I_R$, $R_L = 100\text{ }\Omega$		T_{rr}	--	10	--	nS



SD103AWA~SD103CWA Schottky Barrier Diodes

Typical Characteristic Curves





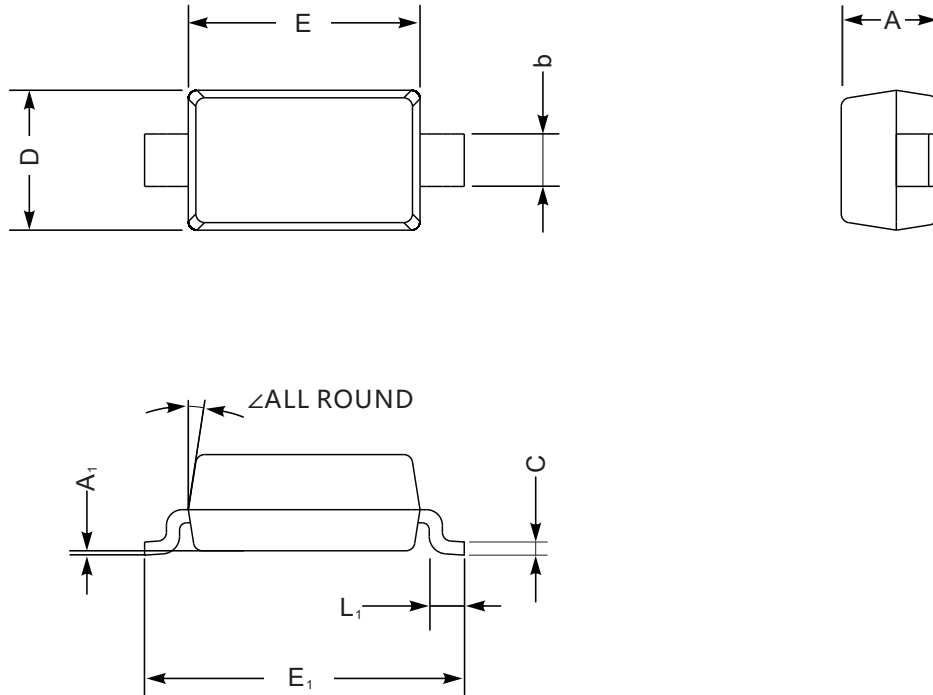
SD103AWA~SD103CWA

Schottky Barrier Diodes

Package Outline

SOD-123W

Dimensions in mm



UNIT		A	C	D	E	E ₁	L ₁	b	A ₁	∠
mm	max	1.3	0.22	1.8	2.8	3.9	0.45	0.7	0.2	9°
	min	0.9	0.09	1.5	2.5	3.6	0.25	0.5	—	
mil	max	51	8.7	71	110	154	18	28	8	
	min	35	3.5	59	98	142	10	20	—	